



**12.4 GHz SMA N/O S.P.12T. SWITCH**

OPTIONS : / TTL DRIVE /SUPP.DIODES

**R F CHARACTERISTICS**

NUMBER OF WAYS : 12  
 FREQUENCY RANGE : 0 - 12.4 GHz  
 IMPEDANCE : 50 Ohms

|                 |         |         |         |
|-----------------|---------|---------|---------|
| FREQUENCY (GHz) | 0 - 3   | 3 - 8   | 8 -12.4 |
| V.S.W.R <=      | 1.20    | 1.40    | 1.80    |
| INSERT. LOSS <= | 0.20 dB | 0.35 dB | 0.70 dB |
| ISOLATION >=    | 80 dB   | 70 dB   | 60 dB   |
| AVER. POWER (*) | 240 W   | 150 W   | 120 W   |

**ELECTRICAL CHARACTERISTICS**

ACTUATOR : NORMALLY OPEN  
 NOMINAL CURRENT AT 25° C (±10%) : 250 mA  
 ACTUATOR VOLTAGE (Vcc) : 12V (10.2 to 13V) / NEGATIVE COMMON  
 TERMINALS : 44 pins D\_SUB male connector  
 TTL INPUTS (E) - High level : 2.2 to 5.5V / 800µA at 5V  
 - Low level : 0 to 0.8V / 20µA at 0.8V

**MECHANICAL CHARACTERISTICS**

CONNECTORS : SMA female per MIL-C 39012  
 LIFE : 2.000.000 cycles per position  
 SWITCHING TIME (nominal voltage;25° C) : < 15 ms  
 CONSTRUCTION : splashproof  
 WEIGHT : < 400 g

**ENVIRONMENTAL CHARACTERISTICS**

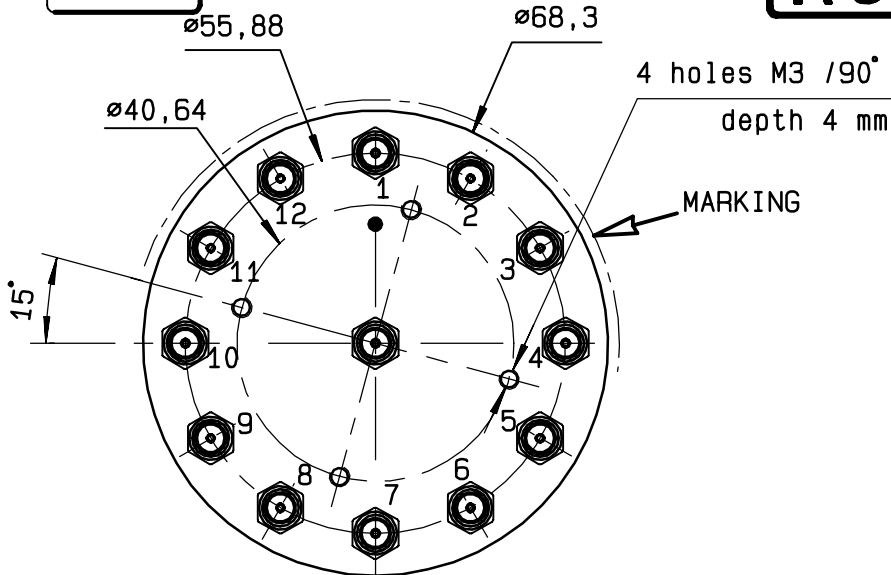
OPERATING TEMPERATURE RANGE (°C) : -40 , +85  
 STORAGE TEMPERATURE RANGE (°C) : -55 , +85

(\* : average power at 25° C per RF path)

4112-9212 This information is given as an indication. In the continual goal to improve our products, we reserve the right to make any modifications judged necessary

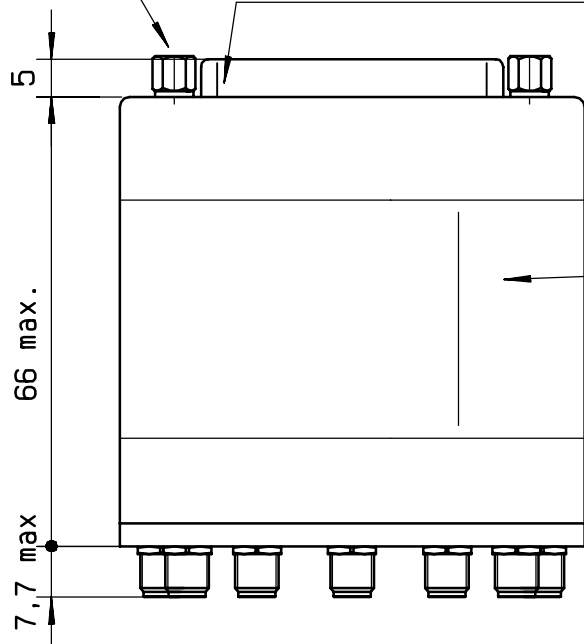
**DRAWING**

General tolerance: ± 0,5 mm

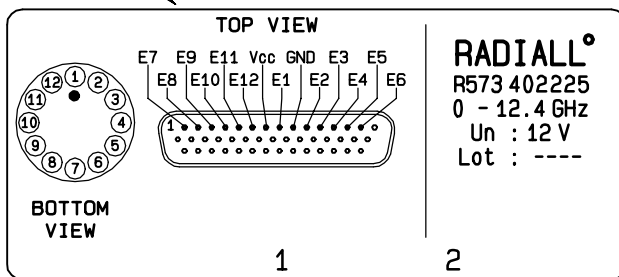


| TTL input | RF continuity |
|-----------|---------------|
| E1 = 1    | IN ↔ 1        |
| E2 = 1    | IN ↔ 2        |
| E3 = 1    | IN ↔ 3        |
| E4 = 1    | IN ↔ 4        |
| E5 = 1    | IN ↔ 5        |
| E6 = 1    | IN ↔ 6        |
| E7 = 1    | IN ↔ 7        |
| E8 = 1    | IN ↔ 8        |
| E9 = 1    | IN ↔ 9        |
| E10 = 1   | IN ↔ 10       |
| E11 = 1   | IN ↔ 11       |
| E12 = 1   | IN ↔ 12       |

4-40 UNC  
44 pins high density D-SUB male connector

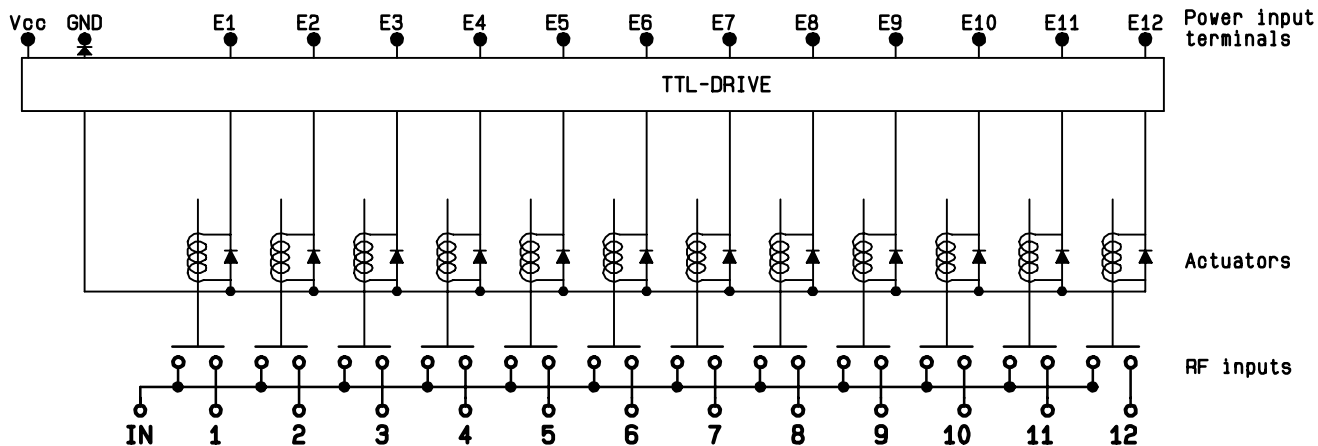


MARKING TOP VIEW (TERMINALS)



**RADIALL<sup>o</sup>**  
R573 402225  
0 - 12.4 GHz  
Un : 12 V  
Lot : ----

**SCHEMATIC DIAGRAM**



4113-9212 This information is given as an indication. In the continual goal to improve our products, we reserve the right to make any modifications judged necessary